

NEW



## ROTATING TELESCOPIC HANDLER | 555-210R

Gross power: 108kW (145hp)   Lift capacity: 5,500kg   Maximum lift height: 20.5m





## ROUND THE CLOCK **VERSATILITY.**

FROM THE WORLD'S LEADING MANUFACTURER OF TELESCOPIC HANDLERS WITH 40 YEARS OF EXPERIENCE, THE NEW JCB 555-210R COMBINES THE REACH AND LIFTING CAPABILITY OF A CRANE WITH THE MANOEUVRABILITY OF A TELEHANDLER AND THE ACCESS CAPABILITY OF A MOBILE ELEVATED WORK PLATFORM.

**1** The new JCB 555-210R offers unrivalled ease of use, with a familiar layout and a single screen load management system. Operation is possible from the cab, man basket or fully remote.

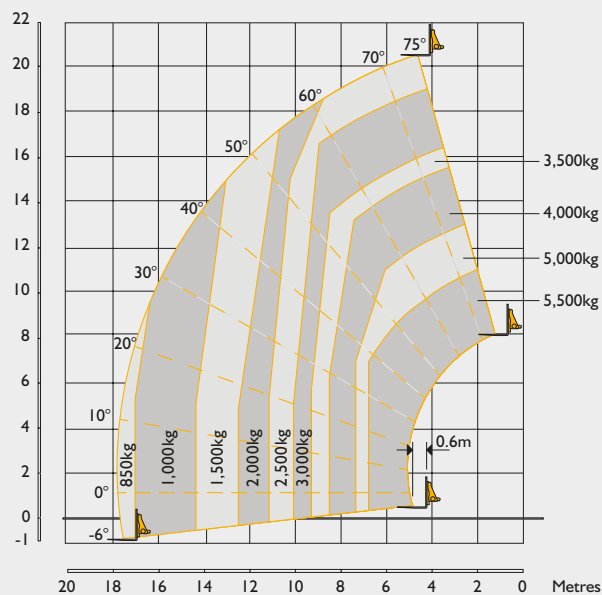
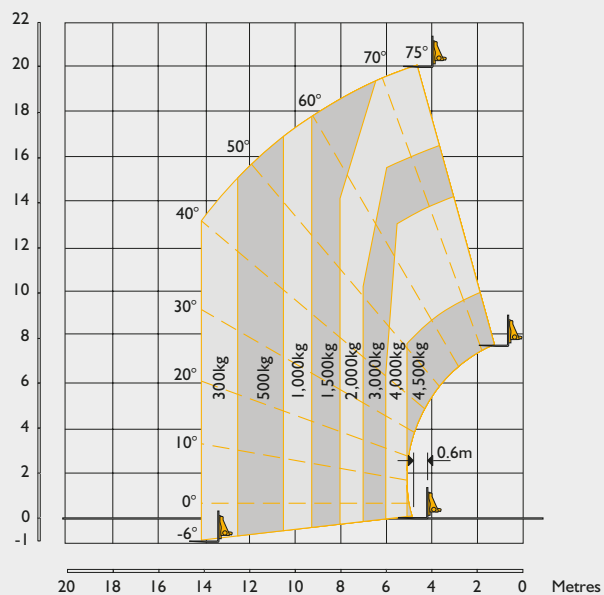
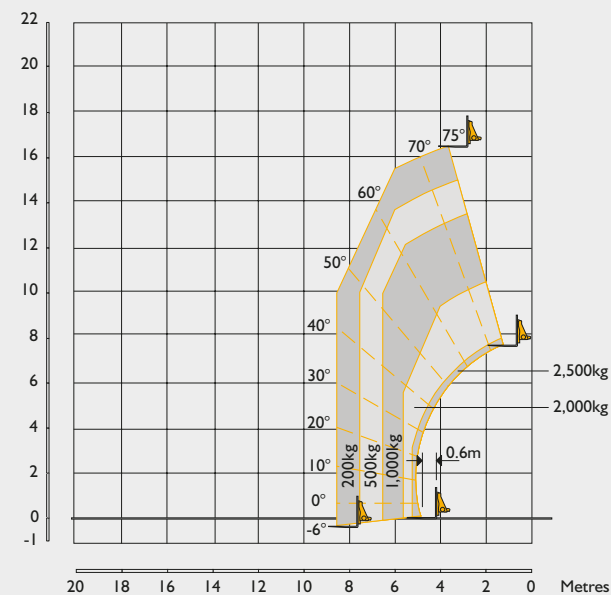
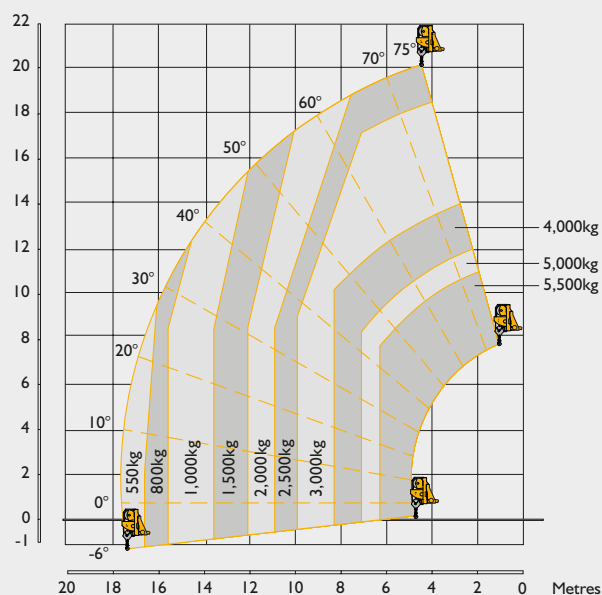
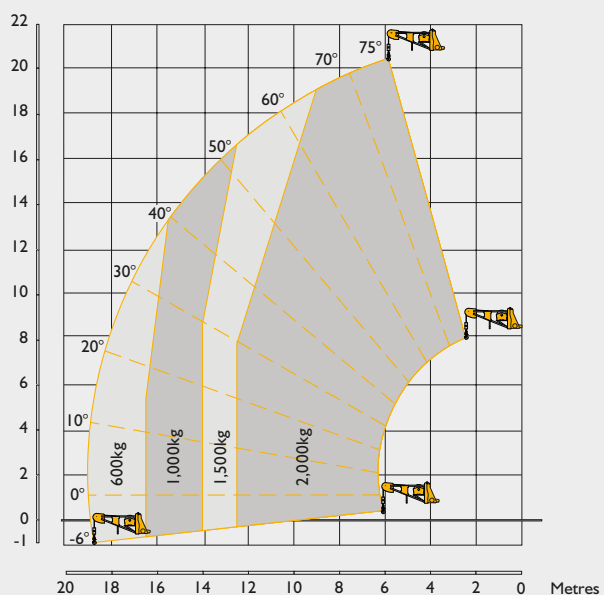
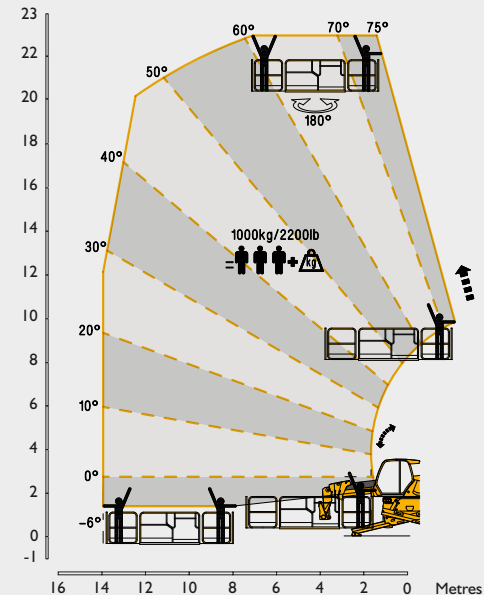
JCB's automate technology gives one-touch auto deploy, stow and level of the outriggers, whilst still allowing for full hydraulic function. Speed profiles allow the operator to set the speed of each hydraulic service for ultimate controllability, allowing the operator to focus fully on the lift.

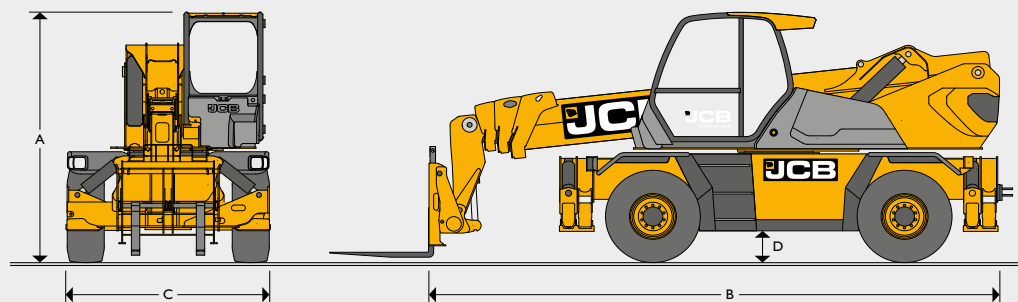
**2** Maximum productivity is offered by the 555-210R with full 360 rotation with 5.5T maximum capacity and a top speed of 40kph. The variable displacement pump offers outstanding multifunctioning with fast winch speeds, best in class outrigger deploy and stow times. This performance allows the 555-210R to compete with a mobile crane at a fraction of the cost and is perfectly suited to today's heavy lift requirements on site.

**3** The low boom design offers maximum visibility which can be further enhanced with optional camera kits providing protection for those working both in and around the machine.

Operators can have the confidence to handle any load thanks to the full load management system with configurable envelope limits for working in confined spaces.



**LIFT PERFORMANCE – FORKS, 360° WITH OUTRIGGERS DEPLOYED****LIFT PERFORMANCE – FORKS, STRAIGHT AHEAD ON TYRES****LIFT PERFORMANCE – FORKS, 360° ON TYRES****LIFT PERFORMANCE – 5.5T WINCH, 360° WITH OUTRIGGERS DEPLOYED****LIFT PERFORMANCE – 2T-2 METER JIB WINCH, 360° WITH OUTRIGGERS DEPLOYED****LIFT PERFORMANCE – 1000KG SLEWING MAN PLATFORM WITH OUTRIGGERS DEPLOYED**

**DIMENSIONS**

<b>A</b>	Overall height	m	3.08
<b>B</b>	Overall length	m	6.92
<b>C</b>	Overall width	m	2.45
<b>D</b>	Ground clearance	m	0.35
	Max lift height	m	20.5
	Max reach	m	17.8
	Max lift capacity	kg	5500
	Capacity at max height	kg	2500
	Capacity at max reach	kg	850
	Overall weight	kg	17960
	Front axle unladen weight (boom retracted and lowered)	kg	8260
	Rear axle unladen weight (boom retracted and lowered)	kg	9700
	Turning radius (over tyres)	m	4.29

**ENGINE**

Type		JCB ECOMax T4F
Displacement	litres	4.8
Gross power	kW (hp)	108 (145) @ 2200rpm
Max torque	Nm	560 @ 1500rpm
Cylinders		4 in line
Fuel		Diesel direct injection turbocharged
Fuel tank	litres	190
AdBlue tank	litres	26
Gradeability		40%
Batteries	volts	2 x 12
Cooling system		Water – intercooler

**TRANSMISSION AND HYDRAULICS**

Transmission model	Bosch Rexroth		
Transmission type	Two-speed hydrostatic		
Drive wheels	4-wheel drive		
Steering mode	4-wheel steer – 3 steering modes		

**HYDRAULICS**

Type	Variable displacement pump electronically controlled with variable displacement motor.		
Flow Rate	l/min	160	
Movement control	2 servo electric joysticks.		
Operating system pressure	bar	290	

**PERFORMANCE**

Rotation	Continuous 360° rotation of turret mounted on external slew ring with in cab manual slew lock.		
Max travel speed	40kph		

**AXLES**

Type	Dana Spicer – with epicyclic reduction gear.		
Model	213		
Oscillation	±8° oscillation with automatic hydraulic lock out on rear axle.		

**BRAKES**

Type	Power brakes hydraulically activated, oil-immersed multi-disc type on each axle.		
Rear axle	SAHR park brake.		

**OUTRIGGERS**

Type	4x telescopic outriggers with one touch auto deploy/level/retract.		
------	--	--	--

**LOAD MANAGEMENT SYSTEM**

Full crane style load management system			
7" screen with rotary controller			
Envelope limits			
5 configurable speed profiles			

**CARRIAGE**

Type	Q-Fit carriage		
Attachment recognition	RFID		


**TYRES**

Type	445 / 65 R22.5		
------	----------------	--	--

**STANDARD CONFORMITY**

EN1459-2			
EN15830			
EN14401			
EN280			
ROPS/FOPS			
EU Stage IV			
EPA Tier 4 Final			
ISO10896-2			





With a 20.5m maximum lift height and 5500kg lift capacity the 555-210R boasts the industry's best-in-class load chart.

The 160 l/min variable displacement pump gives smooth multifunctional control.

Automatic levelling ensures the stabilisation of the 555-210R is quick and safe.

2-Speed Hydrostatic drive enables fine smooth control of the 555-210R.





**ONE COMPANY, OVER 300 MACHINES.**

Your nearest JCB dealer

### **Rotating Telescopic Handler 555-210R**

Gross power: 108kW (145hp) Lift capacity: 5,500kg Maximum lift height: 20.5m

JCB Sales Limited, Rocester, Staffordshire, United Kingdom ST14 5JP.

Tel: +44 (0)1889 590312 Email: [salesinfo@jcb.com](mailto:salesinfo@jcb.com)

Download the very latest information on this product range at: [www.jcb.com](http://www.jcb.com)

©2009 JCB Sales. All rights reserved. No part of this publication may be reproduced, stored in a retrieval system, or transmitted in any form or by any other means, electronic, mechanical, photocopying or otherwise, without prior permission from JCB Sales. All references in this publication to operating weights, sizes, capacities and other performance measurements are provided for guidance only and may vary dependant upon the exact specification of machine. They should not therefore be relied upon in relation to suitability for a particular application. Guidance and advice should always be sought from your JCB Dealer. JCB reserves the right to change specifications without notice. Illustrations and specifications shown may include optional equipment and accessories. All images are correct at time of print. The JCB logo is a registered trademark of J C Bamford Excavators Ltd.

